

JP-SERIES
Slab to Slab Condition

PRODUCT	"A" Min. Width IN (MM)	"A" Mid Range IN (MM)	"A" Max. Width IN (MM)	Total Movement IN (MM)
JP-100	0.65" (16.5)	1.00" (25.4)	1.35" (34.3)	0.70" (17.8)
JP-150	0.98" (24.9)	1.50" (38.1)	2.02" (51.3)	1.05" (26.7)
JP-200	1.30" (33.0)	2.00" (50.8)	2.70" (68.6)	1.40" (35.6)
JP-250	1.63" (41.4)	2.50" (63.5)	3.38" (85.9)	1.75" (44.4)
JP-300	1.95" (49.5)	3.00" (76.2)	4.02" (102.1)	2.10" (53.3)
JP-400	2.60" (66.0)	4.00" (101.6)	5.40" (137.2)	2.80" (71.1)
JP-500	3.25" (82.6)	5.00" (127.0)	6.75" (171.5)	3.50" (88.9)

NO.	Description	Date	By

The information contained herein is the proprietary property of ERIE METAL SPECIALTIES, INC. No portion of it may be reproduced by any means or used in any form except for the purpose for which it was intended. All rights of design and invention are hereby reserved.

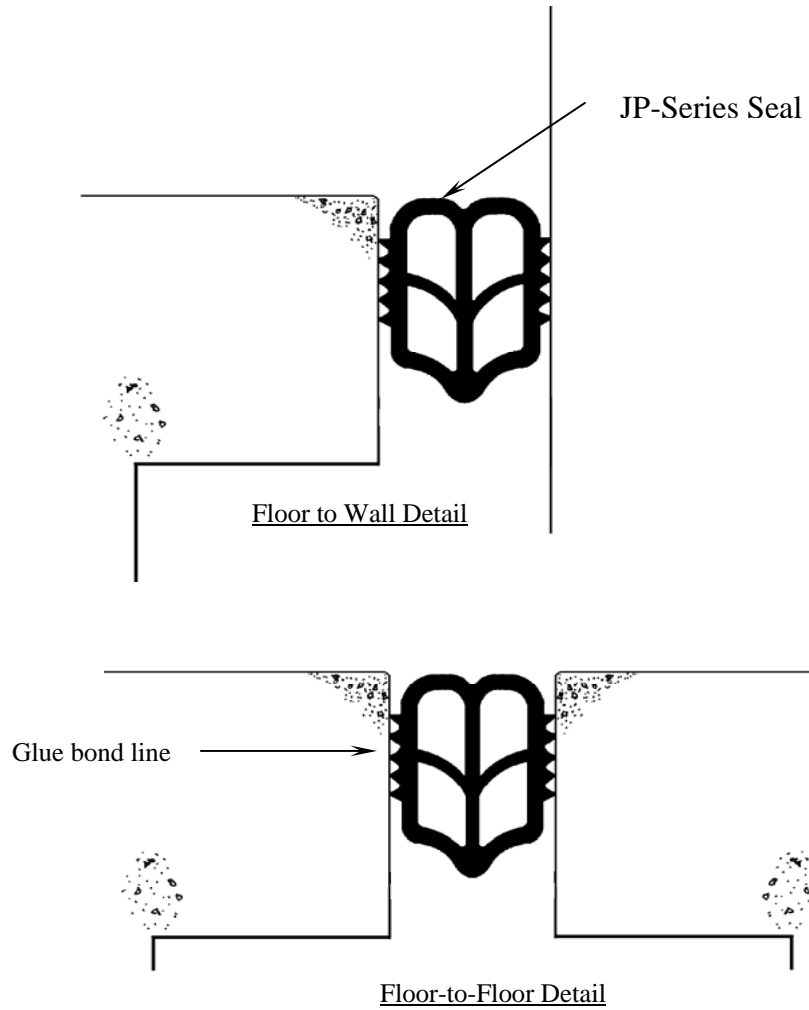
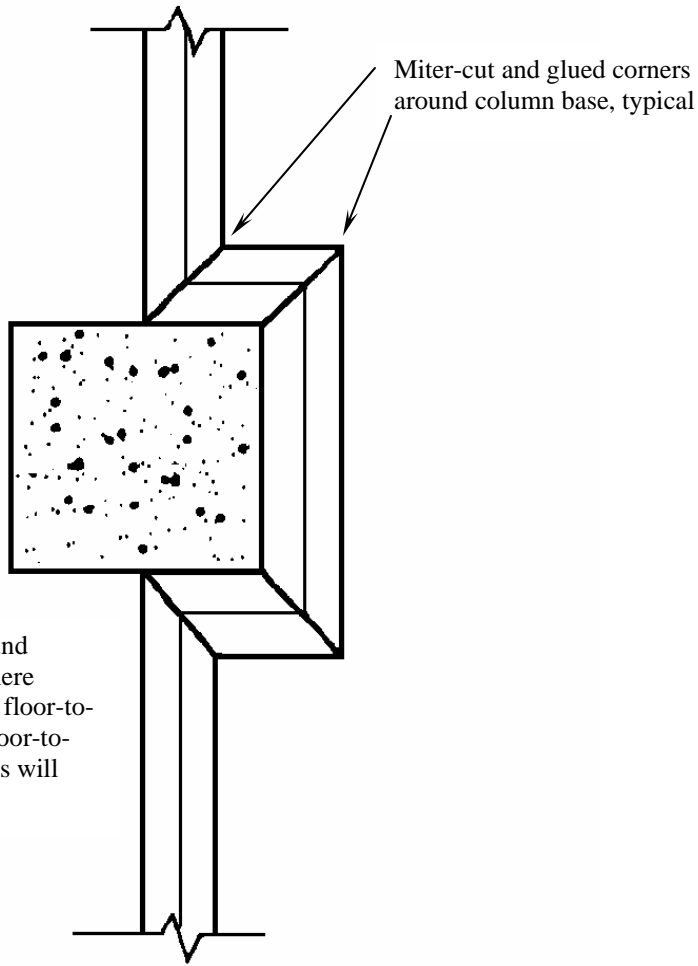


13311 Main Road * Akron * New York * 14001
Phone: (716) 542-3991 * Fax: (716) 542-3996 * E-mail: sales@eriemetal.com

PROJECT: N/A

TITLE: JP-SERIES Slab to Slab Condition

Detailed by: BAF	Date: 07/20/16
Checked by: SLP	Date: 07/22/16
Scale: NTS	EMS Job #: N/A
Sheet No.: 1 of 1	Drawing No.: JP-1



NO.	Description	Date	By
<p>The information contained herein is the proprietary property of ERIE METAL SPECIALTIES, INC. No portion of it may be reproduced by any means or used in any form except for the purpose for which it was intended. All rights of design and invention are hereby reserved.</p>			

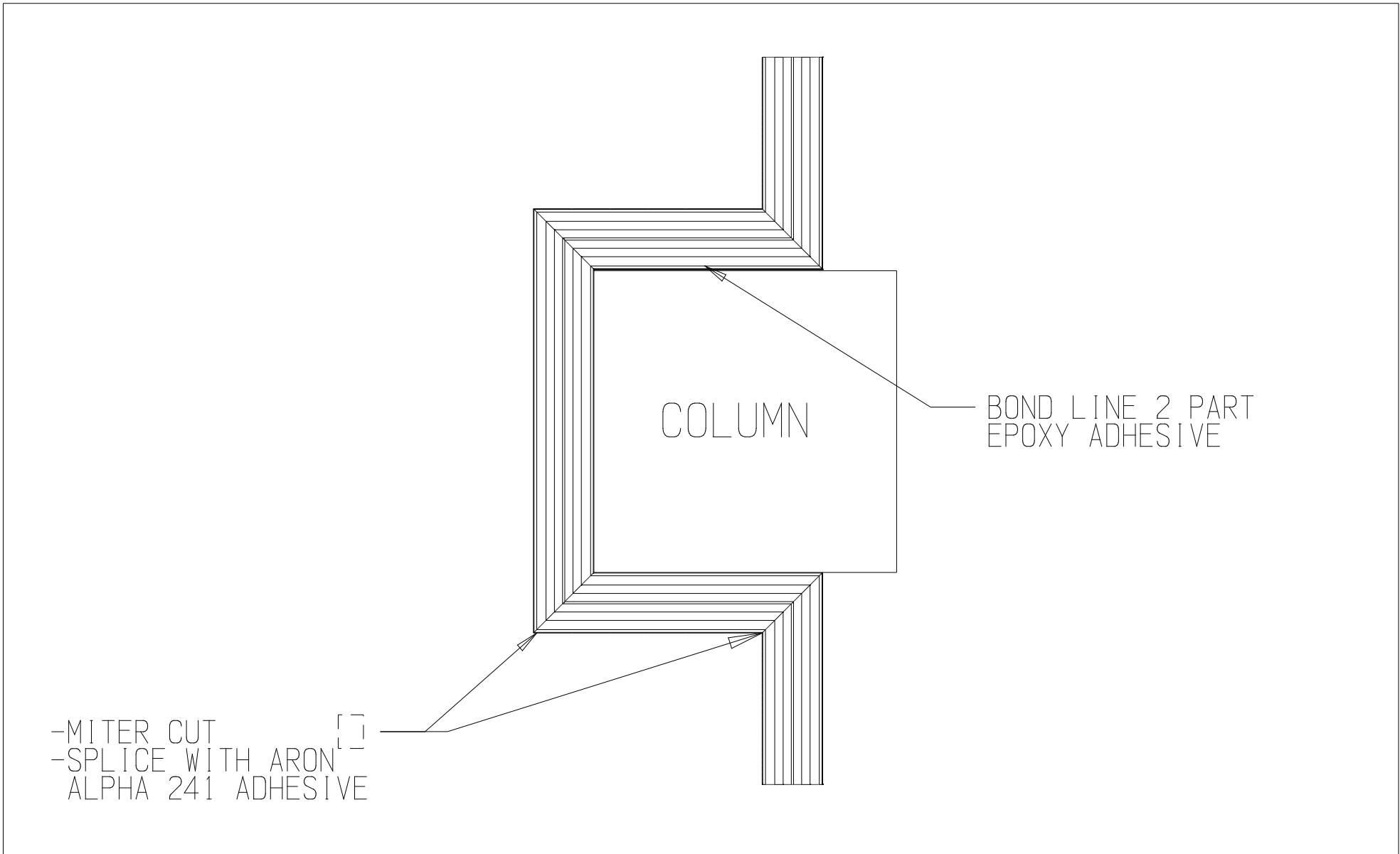


13311 Main Road • Akron • New York • 14001
 Phone: (716) 542-3991 • Fax: (716) 542-3996 • E-mail: Sales@eriemetal.com

PROJECT:

TITLE: JP-SERIES DETAIL OPTIONS

Detailed by: AWG	Date: 10/9/00
Checked By: LJB	Date: 10/21/00
Scale: NTS	EMS Job #:
Sheet No.: 1 of 1	Drawing No.: CD-200

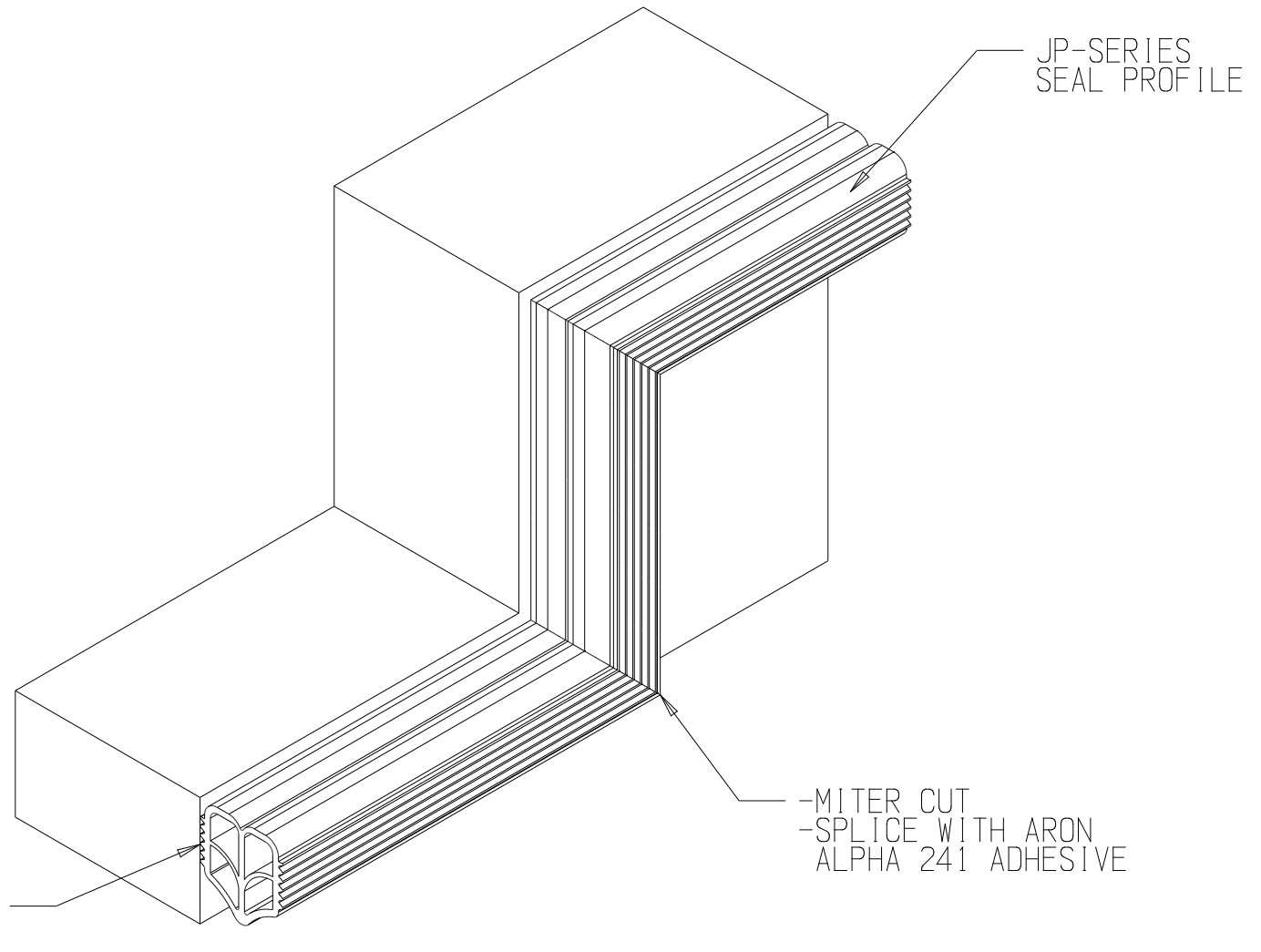


The information contained herein is the proprietary property of Erie Metal Specialties, Inc. No portion of it may be reproduced by any means or used in any form except for the purpose for which it was intended.

PROJECT:

TITLE: JP-SERIES COLUMN DETAIL

Detailed by: GMH	Date: 4-3-07
Checked by:	Date: 4-3-07
Scale: NTS	EMS Job #:
Sheet #:	Drawing #:



The information contained herein is the proprietary property of Erie Metal Specialties, Inc. No portion of it may be reproduced by any means or used in any form except for the purpose for which it was intended.

PROJECT:

TITLE: JP-SERIES CURB DETAIL

Detailed by: GMH

Date: 4-3-07

Checked by:

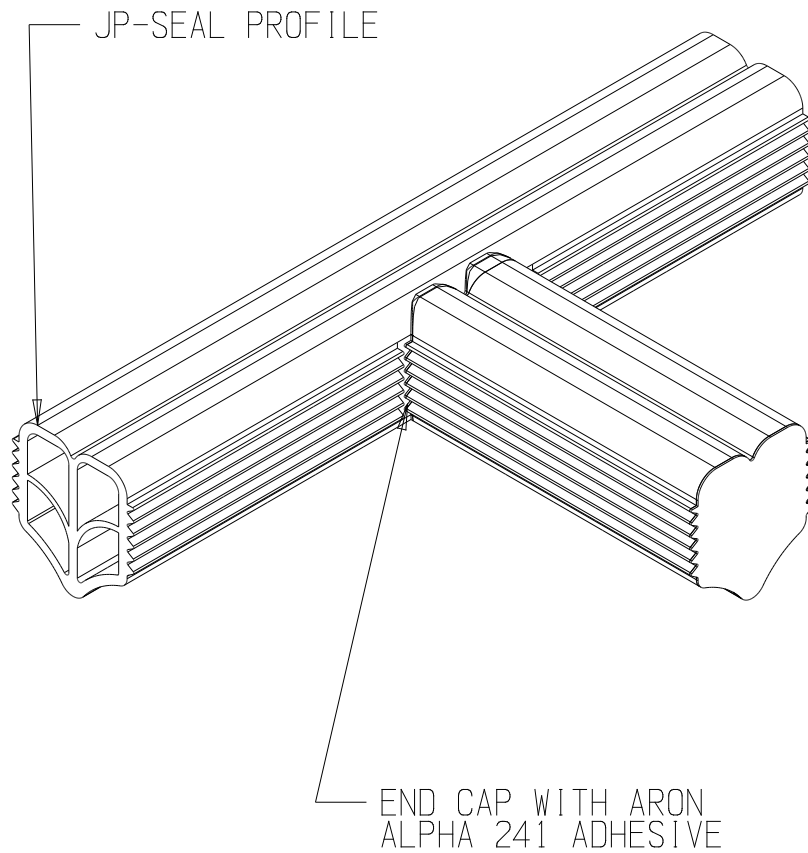
Date: 4-3-07

Scale: NTS

EMS Job #:

Sheet #:

Drawing #:



- NOTES:
1. REMOVE SIDE BONDING RIDGES
 2. CONTOUR FIT ABUTTING SEAL TO SIDE OF PROFILE
 3. GLUE END CAP TO "T" SECTION
 4. BUTT SECTIONS TOGETHER



The information contained herein is the proprietary property of Erie Metal Specialties, Inc. No portion of it may be reproduced by any means or used in any form except for the purpose for which it was intended.

PROJECT:

TITLE: JP-SERIES "T" INTERSECTION

Detailed by: GMH

Date: 4-3-07

Checked by:

Date: 4-3-07

Scale: NTS

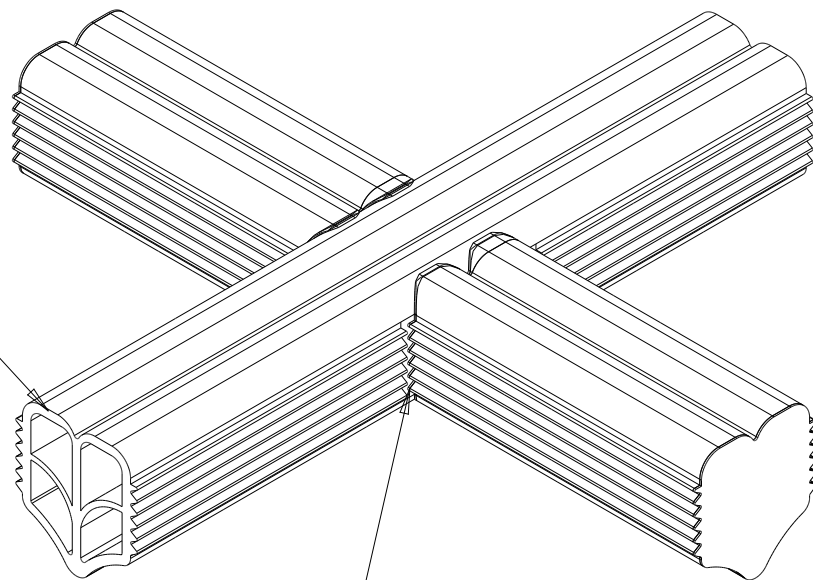
EMS Job #:

Sheet #: 1 of 1

Drawing #:

JP-SEAL PROFILE

END CAP WITH ARON
ALPHA 241 ADHESIVE



- NOTES:
1. REMOVE SIDE BONDING RIDGES
 2. CONTOUR FIT ABUTTING SEAL TO SIDE OF PROFILE
 3. GLUE END CAP TO CROSS SECTION
 4. BUTT SECTIONS TOGETHER



The information contained herein is the proprietary property of Erie Metal Specialties, Inc. No portion of it may be reproduced by any means or used in any form except for the purpose for which it was intended.

PROJECT:

TITLE: JP-SERIES CROSS DETAIL

Detailed by: GMH

Date:4-3-07

Checked by:

Date:4-3-07

Scale: NTS

EMS Job #:

Sheet #:

Drawing #: