

WM-SERIES
Slab to Slab Condition

PRODUCT	"A" Min. Width IN (MM)	"A" Mid Range IN (MM)	"A" Max. Width IN (MM)	Total Movement IN (MM)
WM-175	1.00" (25)	1.75" (44)	2.50" (64)	1.50" (38)
WM-225	1.06" (27)	2.25" (57)	3.50" (89)	2.44" (62)
WM-325	1.25" (32)	3.25" (83)	7.75" (197)	6.50" (165)

NO.	Description	Date	By
<small>The information contained herein is the proprietary property of ERIE METAL SPECIALTIES, INC. No portion of it may be reproduced by any means or used in any form except for the purpose for which it was intended. All rights of design and invention are hereby reserved.</small>			

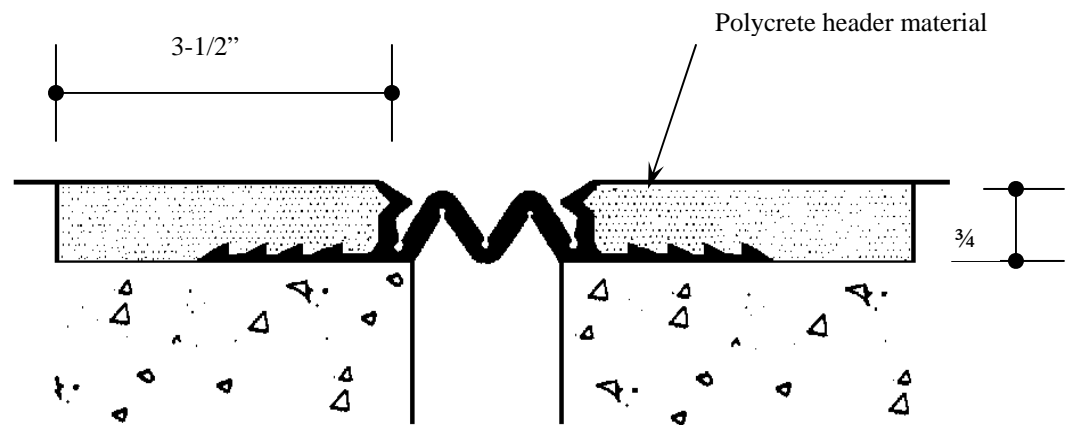
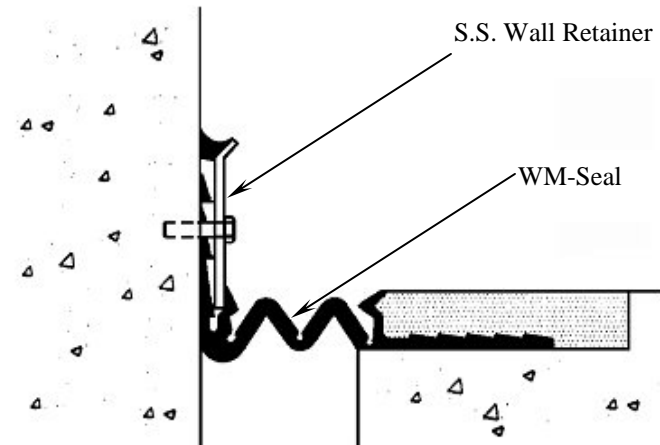
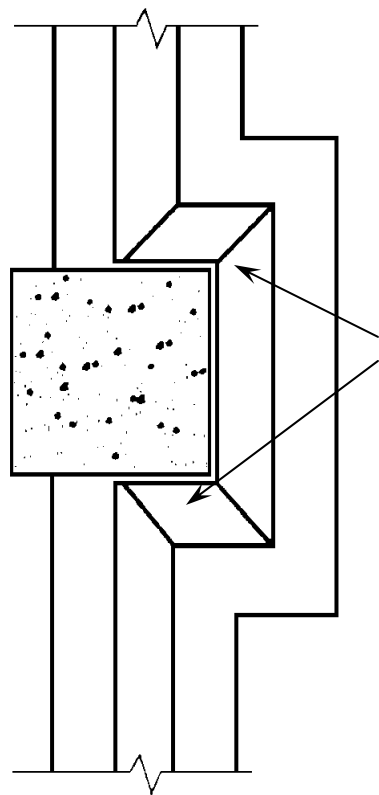


13311 Main Road * Akron * New York * 14001
 Phone: (716) 542-3991 * Fax: (716) 542-3996 * E-mail: sales@eriemetal.com

PROJECT: N/A

TITLE: WM-SERIES Slab to Slab Condition

Detailed by: BAF	Date: 07/20/16
Checked by: SLP	Date: 07/22/16
Scale: NTS	EMS Job #: N/A
Sheet No.: 1 of 1	Drawing No.: WM-1



NO.	Description	Date	By

The information contained herein is the proprietary property of ERIE METAL SPECIALTIES, INC. No portion of it may be reproduced by any means or used in any form except for the purpose for which it was intended. All rights of design and invention are hereby reserved.



13311 Main Road • Akron • New York • 14001
Phone: (716) 542-3991 • Fax: (716) 542-3996 • E-mail: sales@eriemetal.com

PROJECT:

TITLE: WM-SERIES CROSS-SECTION DETAILS

Detailed by: AWG	Date: 10/9/00
Checked By: LJB	Date: 10/21/00
Scale: NTS	EMS Job #:
Sheet No.: 1 of 1	Drawing No.: CD-106