

() - Denotes Millimeters

EWCS-100 thru EWCS-300 DETAIL
WALL-TO-WALL CONDITION

DIMENSION CHART						
MODEL	J.O. @ Min	J.O. @ Mid	J.O. @ Max.	"B"	Total Movement	System Width
EWCS-100	1/2" (13)	1" (25)	4 1/2" (114)	3 5/16" (84)	4" (102)	7 9/16" (192)
EWCS-200	1/2" (13)	2" (51)	4 1/2" (114)	3 5/16" (84)	4" (102)	8 9/16" (217)
EWCS-300	1/2" (13)	3" (76)	4 1/2" (114)	3 5/16" (84)	4" (102)	9 9/16" (243)

NO.	Description	Date	By
<p>The information contained herein is the proprietary property of ERIE METAL SPECIALTIES, INC. No portion of it may be reproduced by any means or used in any form except for the purpose for which it was intended. All rights of design and invention are hereby reserved.</p>			

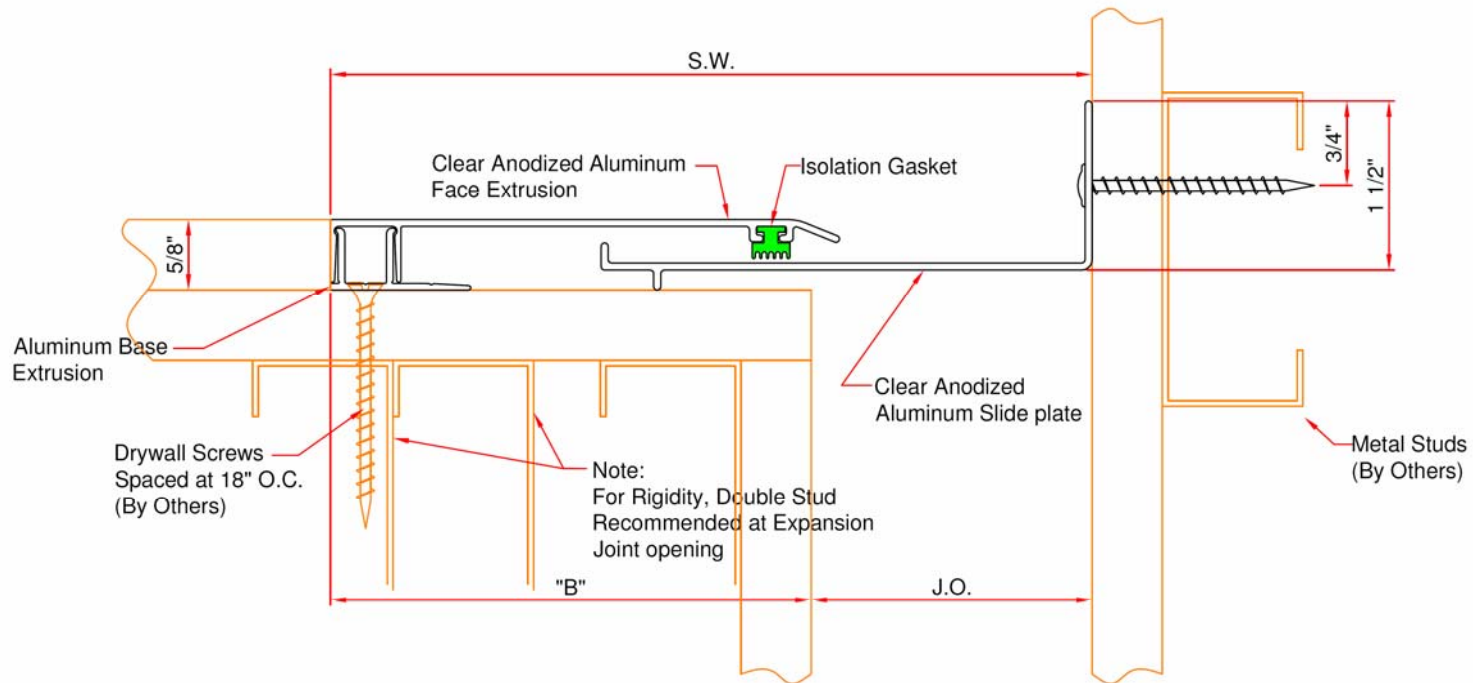


13311 Main Road • Akron • New York • 14001
Phone: (716) 542-3991 • Fax: (716) 542-3996 • E-mail: sales@eriemetal.com

PROJECT:

TITLE:

Detailed by: BAF	Date: 10/21/17
Checked By: SLP	Date: 10/21/17
Scale: NTS	EMS Job #:
Sheet No.: 1 of 1	Drawing No.: EWCS-Series



EWCS-100W thru EWCS-300W DETAIL
WALL-TO-WALL CORNER CONDITION

() - Denotes Millimeters

NOTE: Minimum and Maximum values are after movement occurs. Mid point value is the recommended size of opening at installation

DIMENSION CHART						
MODEL	J.O. @ Min	J.O. @ Mid	J.O. @ Max.	"B"	Total Movement	System Width
EWCS-100W	1/2" (13)	1" (25)	3 1/2" (89)	4 1/2" (114)	3" (76)	5 1/2" (140)
EWCS-200W	3/4" (19)	2" (51)	3 3/4" (95)	4 1/4" (108)	3" (76)	6 1/4" (159)
EWCS-300W	3/4" (19)	3" (76)	3 3/4" (95)	4 1/4" (108)	3" (76)	7 1/4" (184)

NO.			

The information contained herein is the proprietary property of ERIE METAL SPECIALTIES, INC. No portion of it may be reproduced by any means or used in any form except for the purpose for which it was intended. All rights of design and invention are hereby reserved.

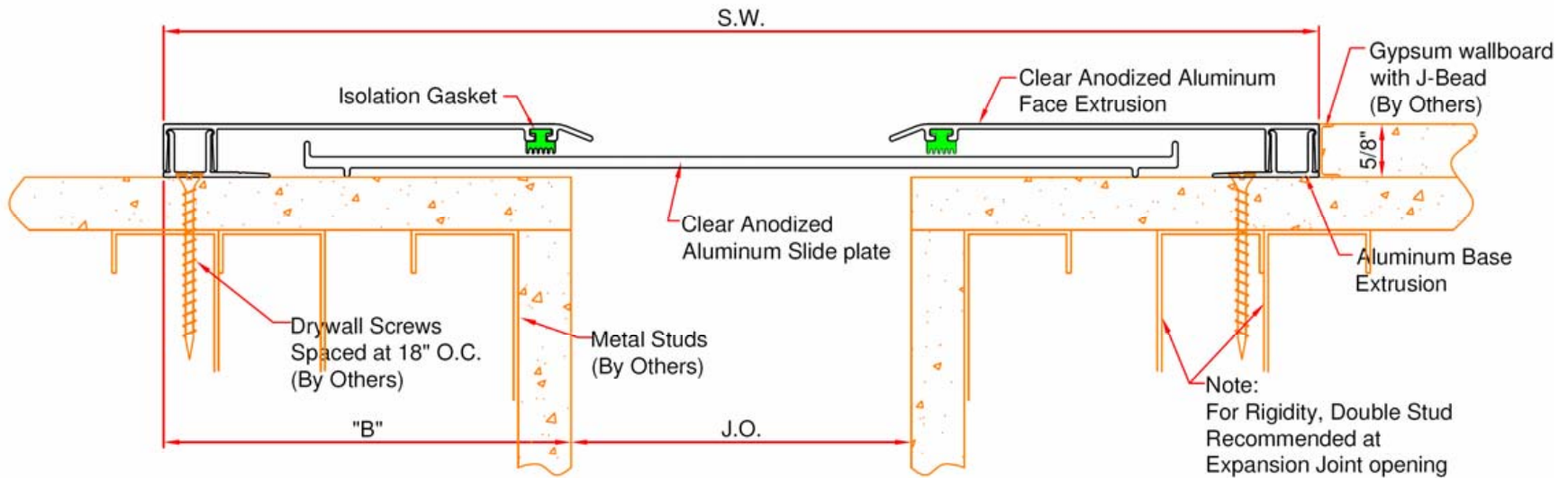


13311 Main Road • Akron • New York • 14001
 Phone: (716) 542-3991 • Fax: (716) 542-3996 • E-mail: sales@eriemetal.com

PROJECT:

TITLE:

Detailed by: BAF	Date: 10/21/17
Checked By: SLP	Date: 10/21/17
Scale: NTS	EMS Job #:
Sheet No.: 1 of 1	Drawing No.: EWCS-Series



EWCS-400 thru EWCS-600 DETAIL

WALL-TO-WALL CONDITION

() - Denotes Millimeters

NOTE: Minimum and Maximum values are after movement occurs. Mid point value is the recommended size of opening at installation

DIMENSION CHART						
MODEL	J.O. @ Min	J.O. @ Mid	J.O. @ Max.	"B"	Total Movement	System Width
EWCS-400	2" (51)	4" (102)	9" (229)	4 13/16" (122)	7" (178)	13 9/16" (344)
EWCS-500	2" (51)	5" (127)	9" (229)	4 13/16" (122)	7" (178)	14 9/16" (370)
EWCS-600	2" (51)	6" (152)	9" (229)	4 13/16" (122)	7" (178)	15 9/16" (395)

NO.			

The information contained herein is the proprietary property of ERIE METAL SPECIALTIES, INC. No portion of it may be reproduced by any means or used in any form except for the purpose for which it was intended. All rights of design and invention are hereby reserved.

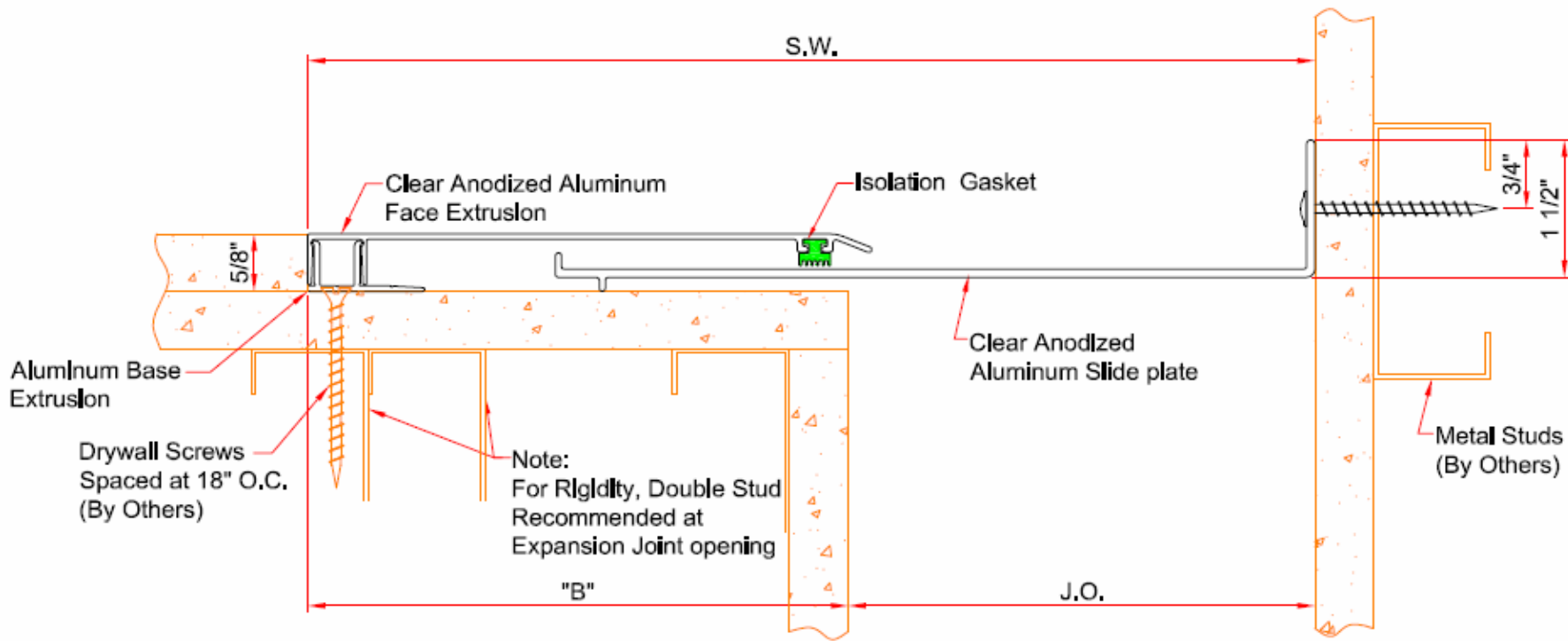


13311 Main Road • Akron • New York • 14001
 Phone: (716) 542-3991 • Fax: (716) 542-3996 • E-mail: sales@eriemetal.com

PROJECT:

TITLE:

Detailed by: BAF	Date: 10/21/17
Checked By: SLP	Date: 10/21/17
Scale: NTS	EMS Job #:
Sheet No.: 1 of 1	Drawing No.: EWCS-Series



EWCS-400W thru EWCS-600W DETAIL

WALL-TO-WALL CORNER CONDITION

() - Denotes Millimeters

NOTE: Minimum and Maximum values are after movement occurs. Mid point value is the recommended size of opening at installation

DIMENSION CHART						
MODEL	J.O. @ Min	J.O. @ Mid	J.O. @ Max.	"B"	Total Movement	System Width
EWCS-400W	3" (76)	4" (102)	7 1/2" (191)	5 3/4" (146)	4 1/2" (114)	9 3/4" (248)
EWCS-500W	3" (76)	5" (127)	7 1/2" (191)	5 3/4" (146)	4 1/2" (114)	10 3/4" (273)
EWCS-600W	3" (76)	6" (152)	7 1/2" (191)	5 3/4" (146)	4 1/2" (114)	11 3/4" (298)

NO.			

The information contained herein is the proprietary property of ERIE METAL SPECIALTIES, INC. No portion of it may be reproduced by any means or used in any form except for the purpose for which it was intended. All rights of design and invention are hereby reserved.

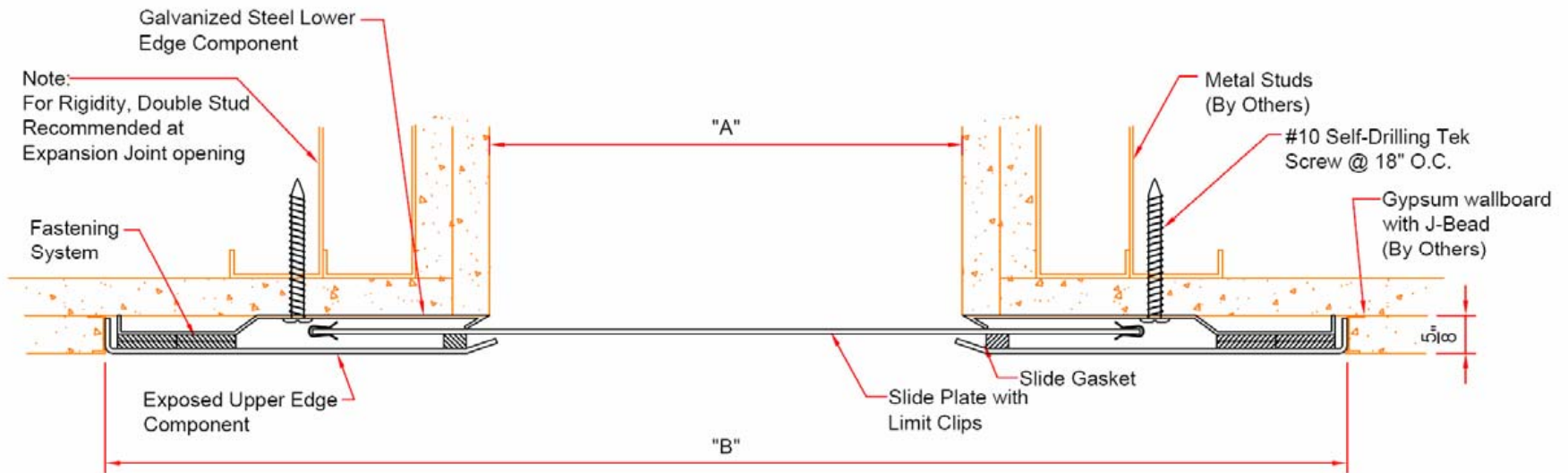


13311 Main Road • Akron • New York • 14001
 Phone: (716) 542-3991 • Fax: (716) 542-3996 • E-mail: sales@eriemetal.com

PROJECT:

TITLE:

Detailed by: BAF	Date: 10/21/17
Checked By: SLP	Date: 10/21/17
Scale: NTS	EMS Job #:
Sheet No.: 1 of 1	Drawing No.: EWCS-Series



EWCS-800 thru EWCS-2400 DETAIL

() - Denotes Millimeters

WALL-TO-WALL CONDITION

NOTE: Minimum and Maximum values are after movement occurs. Mid point value is the recommended size of opening at installation

DIMENSION CHART					
MODEL	"A" @ Min	"A" @ Mid	"A" @ Max.	"B" @ Mid	Total Movement
EWCS-800	4" (102)	8" (203)	12" (305)	20 3/4" (527)	8" (203)
EWCS-1000	5" (127)	10" (254)	15" (381)	24 3/4" (629)	10" (254)
EWCS-1200	6" (152)	12" (305)	18" (457)	28 3/4" (730)	12" (305)
EWCS-1800	9" (229)	18" (457)	27" (686)	40 3/4" (1035)	18" (457)
EWCS-2400	12" (350)	24" (607)	36" (914)	52 3/4" (1340)	24" (610)

NO.			



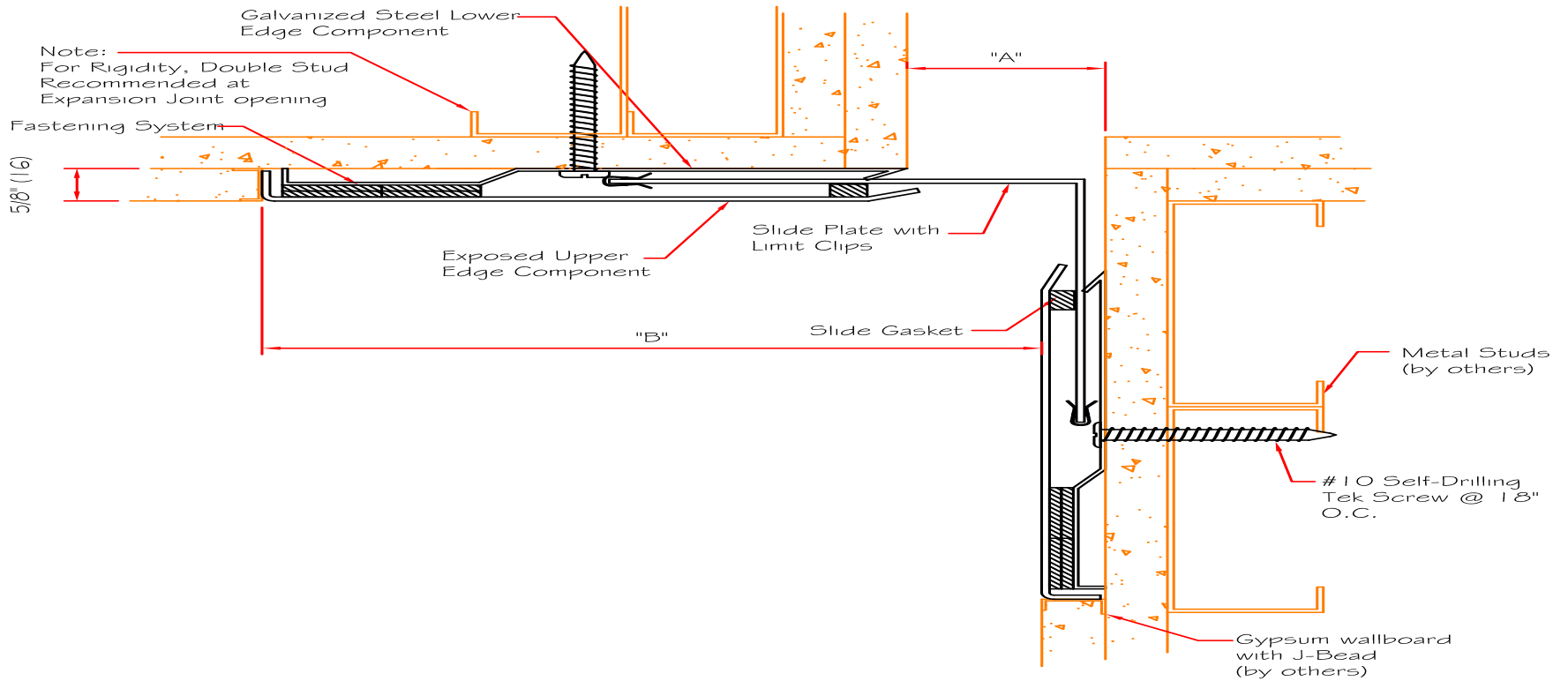
13311 Main Road • Akron • New York • 14001
 Phone: (716) 542-3991 • Fax: (716) 542-3996 • E-mail: sales@eriemetal.com

PROJECT:

TITLE:

Detailed by: BAF	Date: 10/21/17
Checked By: SLP	Date: 10/21/17
Scale: NTS	EMS Job #:
Sheet No.: 1 of 1	Drawing No.: EWCS-Series

The information contained herein is the proprietary property of ERIE METAL SPECIALTIES, INC. No portion of it may be reproduced by any means or used in any form except for the purpose for which it was intended. All rights of design and invention are hereby reserved.



EWCS-800W thru EWCS-2400W DETAIL

WALL-TO-WALL CORNER CONDITION

NOTE: Minimum and Maximum values are after movement occurs. Mid point value is the recommended size of opening at installation

() - Denotes Millimeters

DIMENSION CHART					
MODEL	"A" @ Min	"A" @ Mid	"A" @ Max.	"B" @ Mid	Total Movement
EWCS-800W	4" (102)	8" (203)	12" (305)	13 3/4" (349)	8" (203)
EWCS-1000W	5" (127)	10" (254)	15" (381)	16 3/4" (425)	10" (254)
EWCS-1200W	6" (152)	12" (305)	18" (457)	19 3/4" (502)	12" (305)
EWCS-1800W	9" (229)	18" (457)	27" (686)	28 3/4" (730)	18" (457)
EWCS-2400W	12" (350)	24" (607)	36" (914)	37 3/4" (959)	24" (610)

NO.			

The information contained herein is the proprietary property of ERIE METAL SPECIALTIES, INC. No portion of it may be reproduced by any means or used in any form except for the purpose for which it was intended. All rights of design and invention are hereby reserved.



13311 Main Road • Akron • New York • 14001
 Phone: (716) 542-3991 • Fax: (716) 542-3996 • E-mail: sales@eriemetal.com

PROJECT:

TITLE:

Detailed by: BAF	Date: 10/21/17
Checked By: SLP	Date: 10/21/17
Scale: NTS	EMS Job #:
Sheet No.: 1 of 1	Drawing No.: EWCS-Series