

ELCFC Series Floor System

Interior Joints (Floor)

This Flooring Infill Elastomeric Expansion Joint System is a surface mounted system that is designed for mounting directly over the expansion joint and receives flooring on top of the installed assembly.

FEATURES

COORDINATING CORNERS Available with corner option for a complete floor solution.

CONTINUOUS SIGHT LINE Available with coordinating wall and ceiling systems to provide an aesthetically pleasing appearance.

COMPLEMENTARY SEAL COLORS Available in four elastomeric seal color options: beige, white, gray or black.

DETAILS

MATERIAL 6063-T6 Aluminum

FINISH Mill and Rubber Seal

MOVEMENT

- Thermal: Horizontal

MOUNTING Surface


JOINT SIZE 1 inch or 2 inches

LENGTH 10 Linear Feet

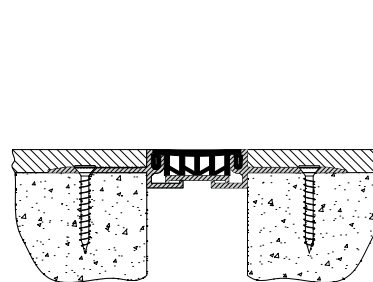
LOAD Pedestrian and Light Cart

INSTALLATION Floor

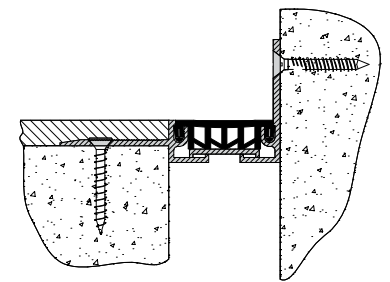
OPTIONS Seal Color, Moisture Barrier, Fire Barrier



SEAL COLORS



Floor-to-Floor



Floor-to-Wall/Corner

MODELS

MODEL	INSTALLATION	JOINT SIZE AT MEAN T°F	SYSTEM WIDTH	TOTAL MOVEMENT
ELCFC-100	Floor-to-Floor	1" (25mm)	1" (25mm)	0.5" (13mm)
ELCFC-100W	Floor-to-Wall	1" (25mm)	1" (25mm)	0.5" (13mm)
ELCFC-200	Floor-to-Floor	2" (51mm)	2" (51mm)	1" (25mm)
ELCFC-200W	Floor-to-Wall	2" (51mm)	2" (51mm)	1" (25mm)



Erie Metal Specialties, Inc.
13311 Main Road
Akron, NY 14001

Phone: 716-542-3991
Website: www.eriametal.com
E-Mail: sales@eriametal.com